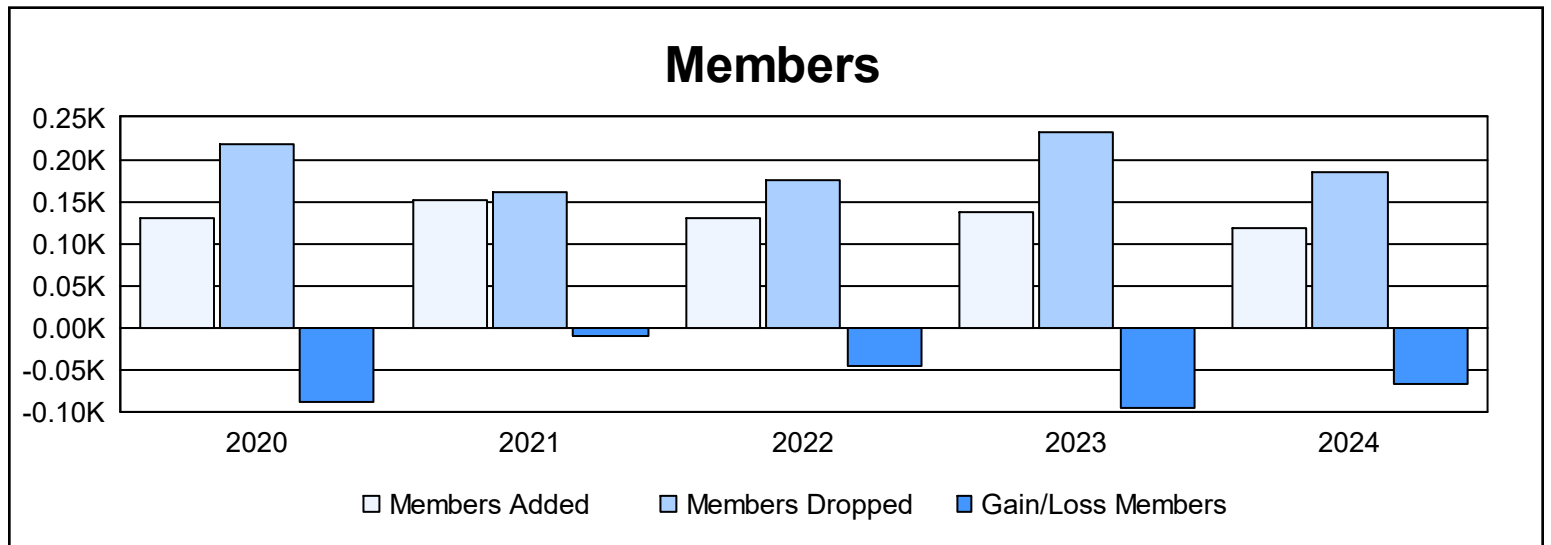
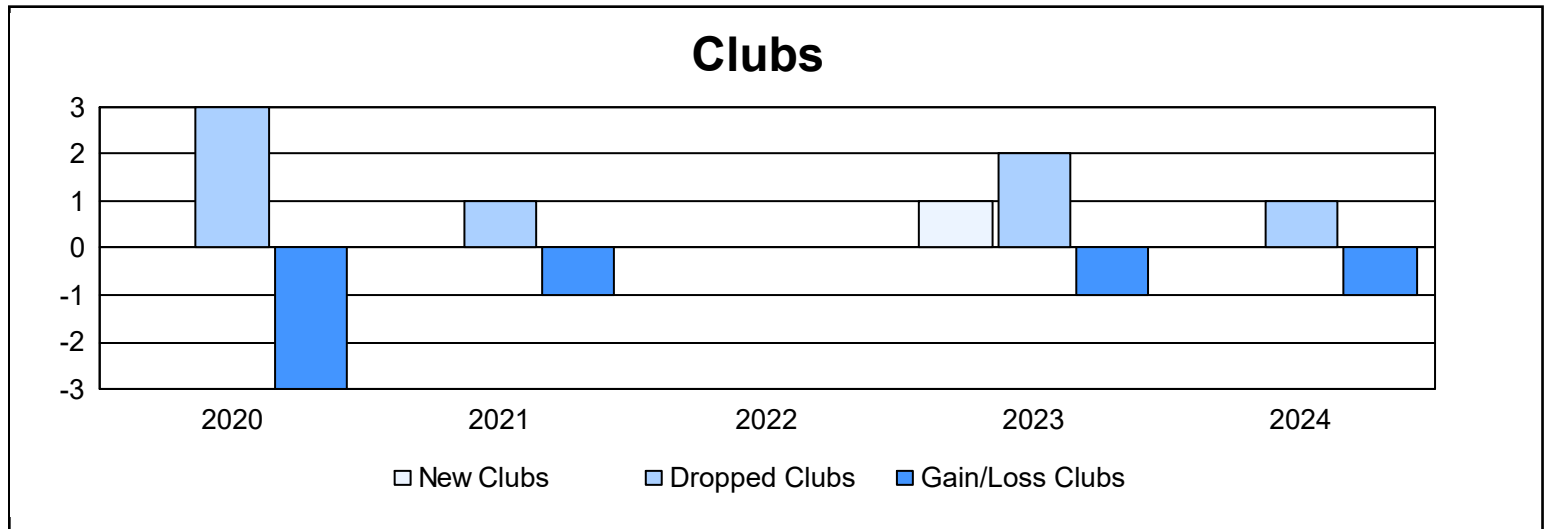
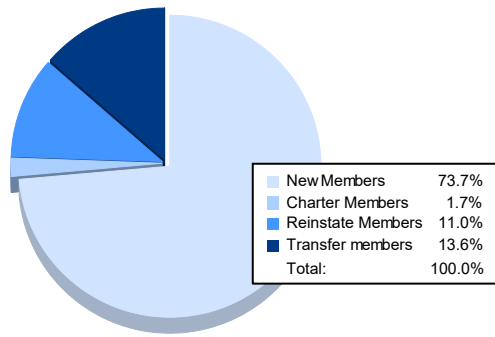


Year	New Clubs	Dropped Clubs	Gain/ Loss Clubs	New Members	Charter Members	Reinstate Members	Transfer Members	Total Member Added	Total Members Dropped	Gain/ Loss Members
2019-2020	0	3	-3	102	2	5	20	129	218	-89
2020-2021	0	1	-1	126	1	4	21	152	162	-10
2021-2022	0	0	0	106	1	2	22	131	176	-45
2022-2023	1	2	-1	86	22	3	26	137	233	-96
2023-2024	0	1	-1	87	2	13	16	118	184	-66
<b>Average</b>	<b>0</b>	<b>1</b>	<b>-1</b>	<b>101</b>	<b>6</b>	<b>5</b>	<b>21</b>	<b>133</b>	<b>195</b>	<b>-61</b>



### Membership Composition June 2024 Cumulative



### Gender Composition June 2024 Cumulative

